

Dear Pollard Students and Families,

In preparation for next school year, we've compiled math review for students who wish to complete summer math work. This work focuses on the prerequisite concepts and skills necessary for student success in each math class. All math work is available for download on the Pollard website.

While summer learning loss has been shown to affect all areas, math skills are the hardest hit. Studies have shown that: Students can lose up to 2.6 grade levels in math over the summer; students can increase their math retention by simply doing 10 minutes of math per day in the summer. (Oxfordlearning.com, 2017)

When completing the review, we recommend that students check all answers using the answer keys and use the many resources available (Glencoe textbook/internet/etc.). In addition, calculator and non-calculator portions have been specified. Students who complete any of the summer math review are encouraged to bring in their work to show their teachers in September.

Instructions for accessing the Glencoe instructional videos are below.

Use the following table to determine summer work recommended for your child.

For the upcoming school year, I <i>will be enrolled in...</i>	It is recommended that I complete the following...	Problem completion recommendation
Math 7	Math 6 Review	25 problems/week for 6 weeks
Math 7 Accelerated	Math 6 Review	25 problems/week for 6 weeks
Math 8	Math 7 Review	26 problems/week for 6 weeks
Math 8 Accelerated	Math 7 Accelerated Review	26 problems/week for 6 weeks
Integrated Math 9	Math 8 Review	26 problems/week for 6 weeks
Math 9 CP/Honors/Accelerated	Math 8 Review	26 problems/week for 6 weeks

Students are not required to complete summer math work. Materials are provided as a resource for interested parents and students.

Sincerely,

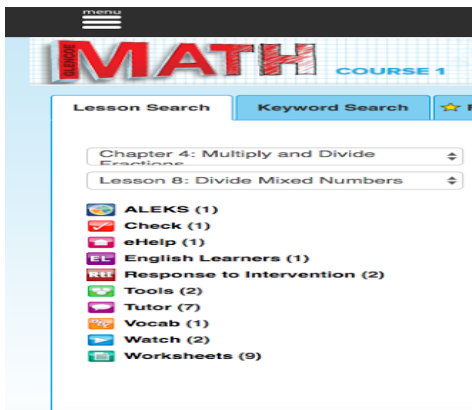
Tammy Ghizzoni
Mathematics Curriculum Coordinator Grades 6-8

To Access Glencoe Instructional Videos:

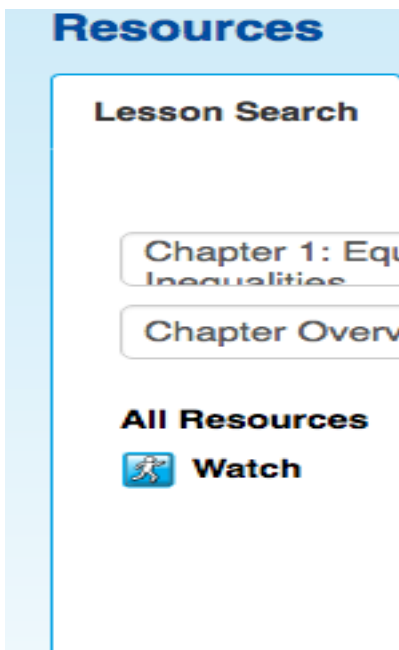
The Glencoe Tutorial Videos provide review of specific topics. These are not intended to improve conceptual understanding, but rather provide reminders and additional practice. Students can access videos and worksheets using the Glencoe textbook app on their iPads through August 23, 2017.

In order to access the tutorial videos through Glencoe, it will be important to *identify specific areas requiring support/review*. This will prevent you from having to weed through irrelevant videos.

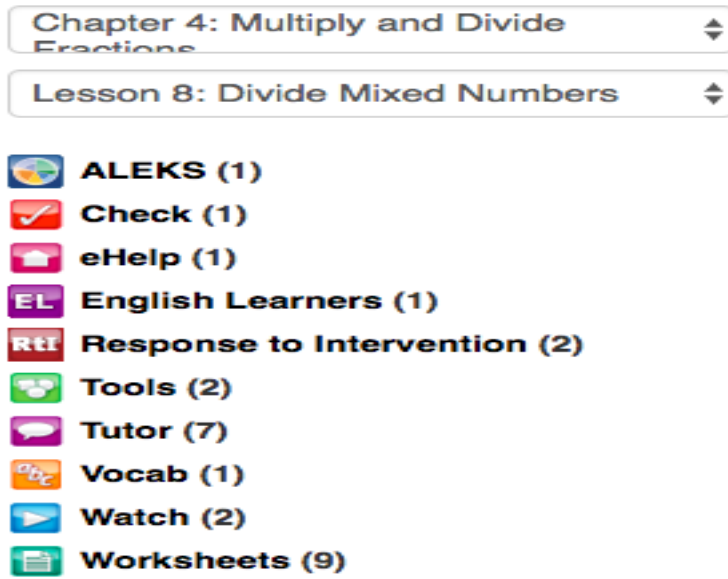
1) Within the desired chapter, choose the topic of the lesson to review.



2) On the next screen, and under the drop-down menus, you will see All Resources in **bold**. Click on **All Resources**.



3) Choose the pink "thought bubble" icon "**Tutor**"--this is the "Personal Tutorial" and brings you to the list of all video tutorials for the lesson identified.

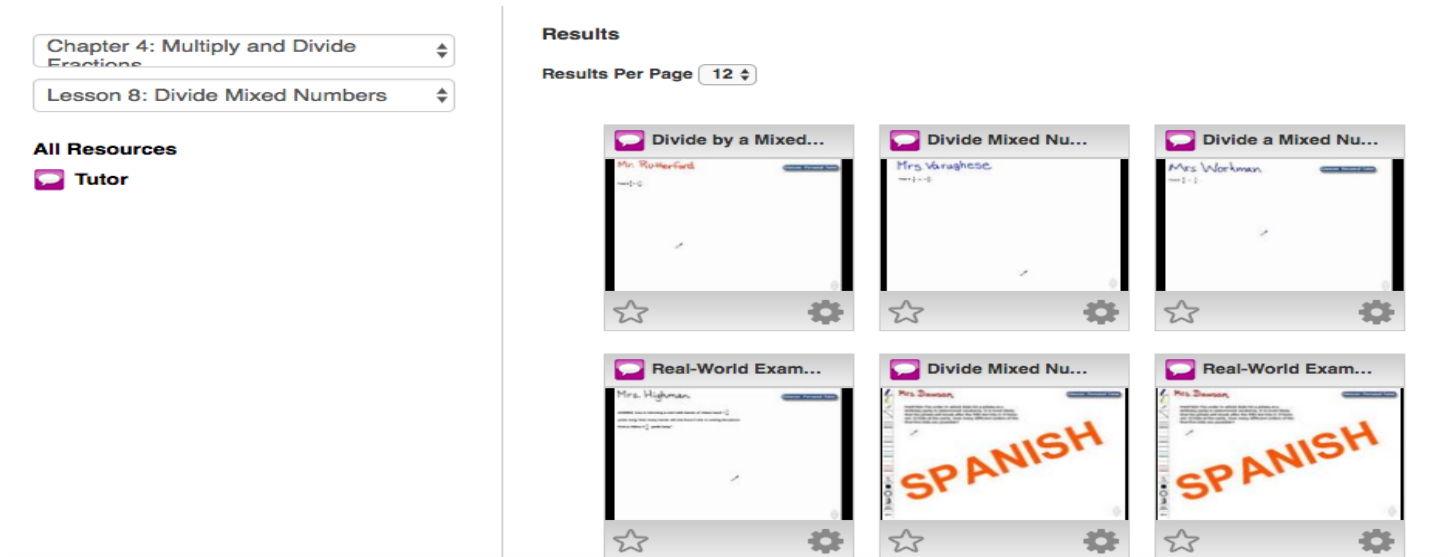


Chapter 4: Multiply and Divide Fractions

Lesson 8: Divide Mixed Numbers

- ALEKS (1)
- Check (1)
- eHelp (1)
- EL English Learners (1)
- Rti Response to Intervention (2)
- Tools (2)
- Tutor (7)**
- Vocab (1)
- Watch (2)
- Worksheets (9)

4) Click on the video containing the content requiring review. The videos are clearly titled: "Divide by a Mixed Number," "Divide a Mixed Number by a Fraction," for example.



Chapter 4: Multiply and Divide Fractions

Lesson 8: Divide Mixed Numbers

All Resources

- Tutor

Results

Results Per Page 12

